

ESTON

TRAINING

Training Today for Success Tomorrow



Standard Generalised Mark-up Language Diploma (EDL5/1)

An ESTON Training Distance Learning Course
(self-assessed)

<SGML>

Standard Generalised Mark-up Language

An SGML Foundation Course



SGML Foundation Course (EDL5/1)

Contents

About this Course	3
Aims	
Syllabus	
List of study notes, exercises and specimen answers	
Extract from the training material	4
Using the Parsing and Formatting Software	
Microsoft .Net Framework Utility	
Self-assessed Course (EDL5/1)	8
Qualifications	
Distance Learning	9
Training without classrooms	
Freedom to learn	
Funding your Course	10
Enrolment	10
Ten good reasons for choosing an ESTON Training course	
Seal of approval	
Students' comments	

About this Course

The Standard Generalised Mark-up Language (SGML) Diploma distance learning training course comprises seven **Training Packs** that build into a comprehensive but easy to follow study programme. The subjects covered in this foundation course explain proven work skills such as Text Mark-up, Document Structures, SGML Syntax, Document Tagging, etc., which are all of great practical value for those tasked with using SGML, HTML and other derivative mark-up languages.

Aims

This course guarantees to train students how to recognise and use SGML tags appropriately and effectively. It also prepares them to attain an ESTON Training Diploma, which is a vocational qualification that is widely recognised and accepted throughout the world. The course is designed primarily as:

- **a career-development course...**

which will ensure that students obtain a more comprehensive understanding of the Standard Generalised Mark-up Language (and its derivatives) in weeks than the untrained achieve in years.

Syllabus

The syllabus is designed by proven career professionals as a complete training programme, based on the ISO 8879 (SGML) specification. The relevant and cogent information is presented in a number of **Study Notes** and progress is assessed via stimulating and effective **Exercises**. Relevant to your background and experience, they provide training that is both practical and realistic.

The study notes, exercises and other related materials are provided in training packs.

The contents of the seven training packs are listed, as follows:

List of study notes, exercises and specimen answers

Training Pack Number	Study Notes	Exercises	Specimen Answers
No.	Title		File Reference
Training Pack 1			
1.	Electronic Words and Pictures		SN1
2.	Text Mark-up		SN2
3.	Text Mark-up		E1
4.	Text Mark-up		SA1
Training Pack 2			
5.	The Standard Generalised Mark-up Language		SN3
6.	Document Structures 1		SN4

7.	Document Structure	E2
8.	Document Structure	SA2
Training Pack 3		
9.	Document Structures 2	SN5
10.	Elements and Attributes	E3
11.	Elements and Attributes	SA3
Training Pack 4		
12.	Document Structures 3	SN6
13.	SGML Documents	SN7
14.	Complex Documents	E4
15.	Complex Documents	SA4
Training Pack 5		
16.	SGML Syntax	SN8
17.	Terminology	E5
18.	Terminology	SA5
Training Pack 6		
19.	Document Tagging	SN9
20.	Tagging	E6
21.	Tagging	SA6
Training Pack 7		
22.	Handling Structured Documents	SN10
23.	Final Revision	E7

Extract from the training material...

Using the Parsing and Formatting Software

The SGML distance learning foundation course includes **Parsing** and **Formatting Software**. This comprises a program that has been especially created so that students can “**parse**” the documents that they have created (i.e. analyse the SGML mark-up in documents to check that the SGML tags have been inserted properly, and to view or print out documents in various formats).

Microsoft .Net Framework Utility

The .NET Framework utility is an integral part of many applications running on Windows and provides common functionality for those applications to run. This Microsoft utility is required to run the SGML Parsing and Formatting software.

Open the “Software” folder (EDL5_1 Folder ➔ Software Folder); locate and double click the dotNetFx40_Full_x86_x64 executable file. Follow the on-screen instructions to install this utility.

Then, open the “Software” folder; locate and double click the SGML Parser program. The following screen appears:



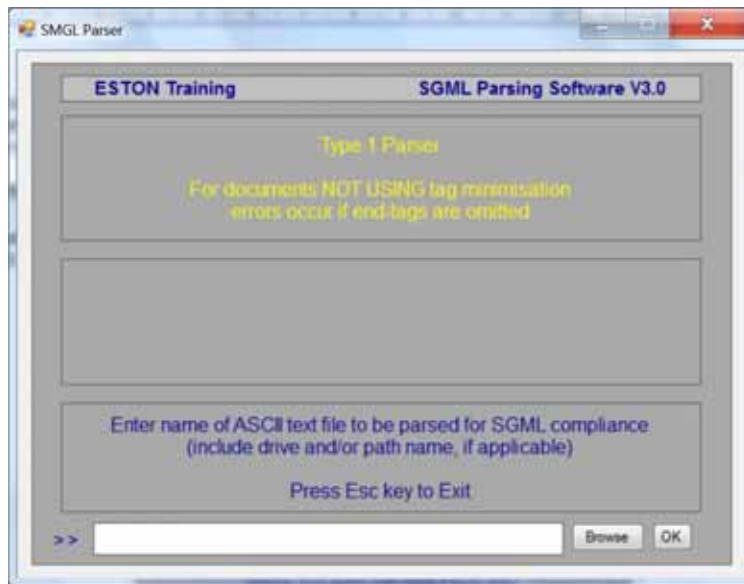
Press any key and the following screen is displayed.



Note that two types of parsers are provided. Type 1 accepts documents without error, only if all start tags are matched by corresponding end tags. Type 2 accepts documents without error, if those end tags whose presence can be unambiguously implied, are omitted.

Select the type of parser required by typing “1” or “2”, or press the “Esc” key to exit.

After selecting the Type 1 Parser, the following screen appears with the Type 2 Parser description blanked out:



Use the “**Browse**” button to locate the file containing your marked-up document and press “**OK**”. For example, if you wanted to check the first marked-up text file in Exercise E6, you would use the “**Browse**” button to locate the **SGML010.txt** file in the “**Text Files**” folder.

Alternatively, we have provided the following eight pre-prepared test files for you (located in the “Software” folder), four of which will pass the parser test and four of which will fail:

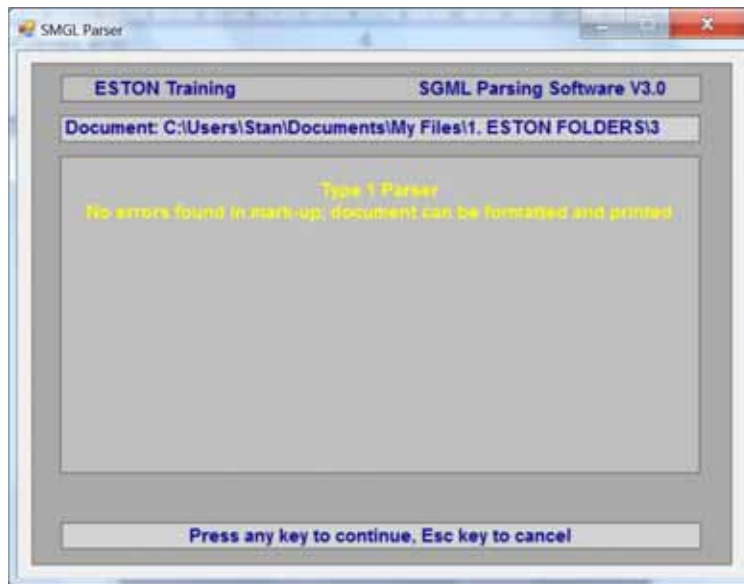
The following test files contain no SGML mark-up errors:			
P1 Draft Pass	P1 Final Pass	P2 Draft Pass	P2 Final Pass
The following test files contain SGML mark-up errors:			
P1 Draft Fail	P1 Final Fail	P2 Draft Fail	P2 Final Fail

Note that P1 and P2 refers to Type 1 and Type 2 Parser.

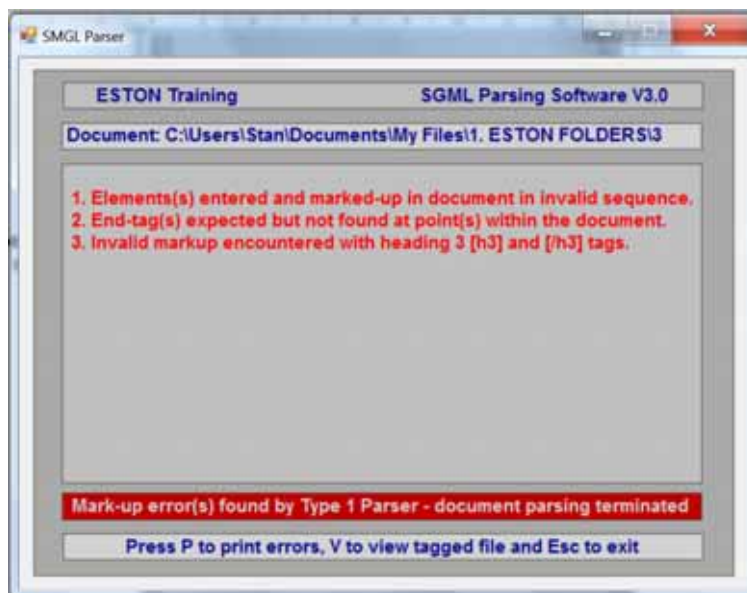
Experiment with the eight pre-prepared (pass/fail) test files and become more familiar with the SGML Parsing software. Take note of the error messages that are displayed when parsing the four files that have been pre-prepared to fail the parsing test, and see if you can locate the mark-up errors in the text files.



If there are no errors found, the following screen is displayed:



However, if there are errors associated with the document being checked by the parsing software, a screen similar to the following is displayed:

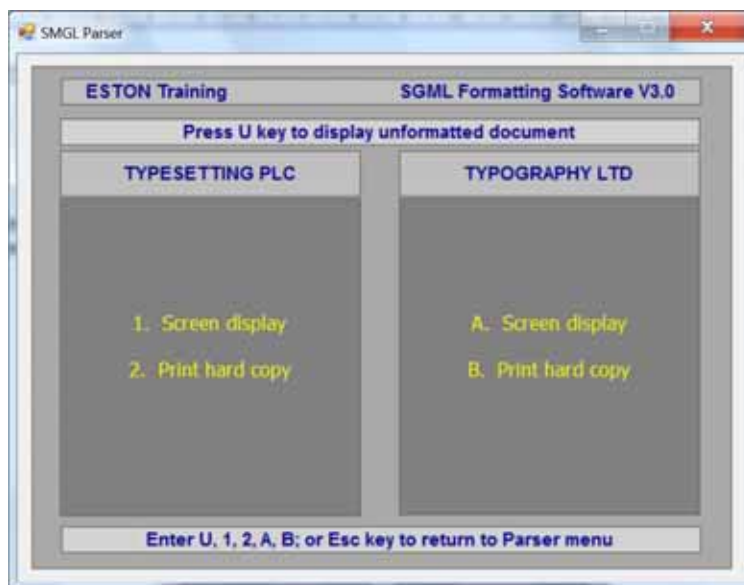


Any errors in your mark-up are listed on the screen; study these error messages and make a note of them. When you press the **Esc** key, you are returned to the initial parser screen that allows you to choose an alternative type parser and try again, or to exit from the program in order to correct the mark-up errors using your own word-processor.

Note in particular that a single mark-up error may generate a string of error messages. For example, an `<h1>` start tag followed by an `</h2>` end tag (instead of the correct `</h1>` end tag), may generate messages telling you that sequencing of headings is not logical, that start tags are missing, that end tags are missing, that elements are entered in an invalid sequence, etc.

Do not be dismayed if this happens. You probably have not made nearly as many errors as the list indicates. Look again at your mark-up very carefully, and the errors will probably be obvious to you.

A document that is error free when passed through the parser is ready for formatting and/or printing. When the message “No errors found in mark-up; document can be formatted and printed” is displayed, press any key and the following screen is displayed:



The formatting software has been designed for training purposes, so that it is capable of outputting a document in the house style of two (mythical) companies, viz: **TYPESETTING PLC** and **TYPOGRAPHY LTD**. By choosing to display or print a document first in the style of one company, and then in the style of the other, you will see at first hand the power of SGML document mark-up.

Remember the basic concept, that the format is quite separate from the content of the document. Therefore, from the single marked-up version of the document, many different formats can be produced whenever required.

To display an unformatted document, press the **U** key.

To display or print a formatted document in the style specified by **TYPESETTING PLC**, type **1** for a screen display and **2** for a printed copy.

Alternatively, to display or print a formatted document in the style specified by **TYPOGRAPHY LTD**, type **A** for a screen display, and **B** for a printed copy.

To exit the formatter and return to the Parser, press the **Esc** key.

Self-assessed Course (EDL5/1)

Within a few working days of receiving your Enrolment Form and payment, we will send you the complete course on a bespoke **USB flash drive**.

Each Training Pack contains **Study Notes** for you to read and assimilate, **Exercises** for you to complete and **Specimen Answers** for you to assess your progress and understanding of the subjects described. The information you receive forms a permanent reference for you to use during and after the course.

Qualifications

The ESTON Training SGML Diploma course prepares you for a nationally and internationally recognised vocational qualification.

ESTON Training Diploma

This training course covers the entire syllabus for a diploma in:

- **Standard Generalised Mark-up Language (SGML)**

You are encouraged to complete all of the course work; ESTON Training's students traditionally achieve excellent results. Many students have achieved distinctions, which are awarded to denote outstanding ability. Several course exercises are taken from actual work prepared for commercial customers.

If you successfully study **EDL5/1** you will receive an **ESTON Training Diploma** provided that your course work attains the required standard.



Distance Learning

This SGML course is a distance learning training package. But what exactly is distance learning?

Training without classrooms

Distance learning is **the** training method for today. Training on a major subject usually calls for a lengthy, and often inconvenient, period of work release. Courses are expensive and accommodation costs are high. This means that traditional classroom courses tend to be too short to cover the subjects well. Additionally, the backlog that greets your return to work often means that you don't get the chance to introduce new ideas while they are still fresh in your mind. Many intended innovations and new procedures never see the light of day.

Freedom to learn

Distance learning overcomes all of these barriers. It is now one of the main teaching techniques used by industry, commerce and higher education. Participants do not need to be released from work, the training is cheaper than classroom fees, and there are no additional accommodation costs. The course contains all the training material required and gives you the freedom to learn at your own pace. You can implement new ideas as the course progresses. Instead of being one in a class of many, the only participants in distance learning are you and your course material.

Funding your Course

You can pay for the course yourself or assisted funding may also be available. Assisted funding policies are variable, changing from region to region and from time to time. However, you may be eligible for sponsorship so it is worth enquiring at your local Jobcentre Plus. Also, your local Chamber of Commerce may know of sponsorships. We are pleased to explain our training schemes to sponsors, if they want to discuss your application for funding.

- **Company Sponsorship.** Often employers see training as a valuable initiative that benefits the company. It is worth approaching your employers to see whether they will pay part or all of the cost of your course. They may even allow you a few hours off each week in which to study.
- **Armed Services.** There are training entitlements to help in funding courses. Your Education Officer will give you advice and make the necessary arrangements on your behalf if you are eligible for a partial training refund.

Enrolment

You can enrol on the ESTON Training SGML Diploma course whenever you want to (there is no fixed start date). Just complete an Enrolment Form (supplied on request) and return it to us with your payment or company purchase order. Alternatively, you can enrol on line at the ESTON Training website:

<http://www.estontrg.com>

Ten good reasons for choosing an ESTON Training course

1. ESTON Training is a leading technical and commercial publications training company, as well as being a world leader in the field.

2. We have been providing SGML training courses since 1982.
3. We are uniquely placed to know exactly what training courses companies and individuals who are involved in technical publications require.
4. We are innovators; our SGML course was one of the first available on the UK market and we are constantly improving and updating our courses.
5. Should you need assistance, we employ experienced tutors who specialise in a wide variety of publications-related subjects and technical disciplines.
6. We gear our training to the market's requirements, updating our courses regularly to reflect developments in technology, legislation as well as changes in methodologies.
7. We offer membership of the Institute of Scientific and Technical Communicators (ISTC) at a reduced fee for the first year (subject to acceptance), giving our students access to the benefits of a professional association.
8. You don't have to finish the course within a set time; you really can set your own pace and allocate as much time as is practicable for you.
9. Our courses have been bought by industry and commerce, world-wide.
10. Over 3 500 students have benefited from our SGML and related publications courses; many are now in senior positions within their companies. This wealth of practical experience is reflected at every stage of the course and should be borne in mind when comparing this course with any other distance learning courses offered.

Seal of approval

Since 1982, many companies, world-wide, have chosen ESTON Training courses, identifying them as the most cost-effective, comprehensive training courses of their kind available. The companies who have purchased our courses include those in the following list:

Abbey National ■ Asquith Machine Tools ■ BBC Radio ■ BMW ■ Rolls-Royce Aero Engines ■ British Aerospace ■ British Airways ■ British Telecom ■ CompAir Broomwade ■ DHL Systems ■ Davy Morris ■ Docklands Light Railway ■ Dresser Rand ■ Earth Observation Sciences ■ Ericsson Telecom AB, Sweden ■ European Gas Turbines ■ Flight Refuelling ■ Fokker Aircraft BV, Holland ■ ALSTOM Transport ■ GEC Avionics ■ GKN Defence ■ GPT ■ Leyland Bus ■ LogTek, South Africa ■



London Underground Ltd ■ Lucas Aerospace ■ Marconi Radar ■ Marconi Command and Control ■ Martin-Baker Aircraft Company ■ Mass Transit Railways, Hong Kong ■ Mercury Communications ■ UK Ministry of Defence ■ Nuclear

Electric ■ OKI Europe ■ Ohmeda ■ Pafec ■ Perkins Engines ■ Perkin-Elmer ■ Pilatus, Switzerland ■ Rank Xerox ■ Research Machines ■ Rolls Royce & Associates ■ Royal Australian Air Force ■ Ruston Diesels ■ Quantas ■ Sankey Vending ■ Sealmaster ■ Standard Telephones and Cables ■ Systems Reliability ■ SME Aviation (Malaysia) ■ Trioxide ■ Transmitton ■ Vickers Shipbuilding Limited ■ Amazon ■ HM Services ■ Perkins Diesels ■ Ericsson ■

Students' comments

Finally, don't just take our word for how good our courses are; here are some of our previous students' comments:

"Excellent value for money."

Student J W, (T54IP)

"There has been a logical progression through different aspects and I feel that the course has been invaluable and will always remain a source of reference for me."

Student B C G, (T736P)

"I thought they (the course exercises) were well designed, and each one was mentally stimulating."

Student D T, (T620P)

"Administration very good, all materials arrived in good time despite my location in Saudi Arabia."

Student A G R, (E1236)

All students are invited to comment; this is just a small and genuinely representative sample.

Contact Details

Stan McKerron
(Head Tutor)

ESTON Training
48 Talbot Way,
Stapeley,
NANTWICH,
CW5 7RQ,
United Kingdom.

☎ (01270) 624 622

e-mail Stan McKerron at:

sjmck@estontrg.com



© Copyright 2014,
ESTON Training

Wilma Cowie
(Courses Co-ordinator)

ESTON Training
48 Talbot Way,
Stapeley,
NANTWICH,
CW5 7RQ,
United Kingdom.

☎ (01270) 624 622

e-mail Wilma Cowie at:

wmcowie@estontrg.com